

CYANAGEN

Reagents for Molecular Biology

Cyanagen s.r.l.
Via Stradelli Guelfi, 40/C
40138 Bologna (ITALY)

T +39 051 534063
info@cyanagen.com
www.cyanagen.com

RUBY GEL STAIN

已获得的质量管理体系认证

ISO 9001:2008 QUALITY CERTIFIED

ISO 9001
BUREAU VERITAS
Certification



03

www.cyanagen.com

CYANAGEN

Reagents for Molecular Biology

新型

THE RIGHT LIGHT

RUBY GEL STAIN

凝胶染料
荧光染色用于 检测蛋白质凝胶

03

www.cyanagen.com

RUBY GEL STAIN

技术说明

RUBY 胶染色试剂盒是一种即用型试剂盒。快速和灵敏实现对1D和2D SDS聚丙烯酰胺电泳凝胶蛋白质染色。

RUBY 胶染色试剂盒实现了最佳的检测效果以及和银染色相同灵敏度的完美结合。只需三步, 220分钟实现对凝胶的染色。

染色剂对后续质谱分析无影响。

该染色剂在302和470nm激发, 最大的发射光约610nm纳米。

该染色剂可被UV光, UV紫外透射和405,445,473- 4888nm 激光光源激发。

特点

*即用型试剂盒

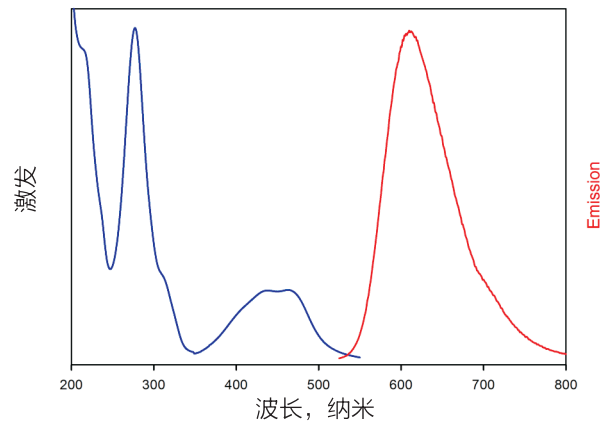
*高纯度染料: > 98%

*最优信号背景比

*信号均匀, 强度高, 重复性好


*检测范围从0.2 ng至10ng蛋白。

*染色快速 (220分钟)



03

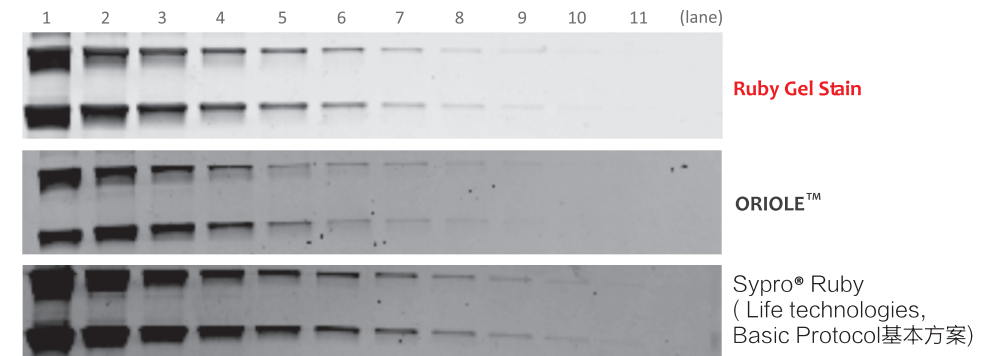
图像和对最常用的凝胶染色试剂



Two-fold dilution series of the Precision Plus Protein™ Unstained Bio-Rad marker separated on a Bio-Rad Mini-PROTEAN® TGX™ 12% and stained following Ruby Gel Stain 220 min protocol. Images acquired by GEHC ImageQuant™ LAS 4000, Exc 312 nm, exposure time 1s. Lane 9 is approximately 0.4 ng.

60 µg of Bio-Rad ReadyPrep™ E.coli Protein Sample, separated on Bio-Rad ReadyPrep™ IPG strips pH 3-10 NL and then on a SDS-PAGE (T%8-16) with a Bio-Rad PROTEAN® II XI system. The gel was stained following Ruby Gel Stain 220 min protocol. The image was digitalized by Bio-Rad Molecular Imager FX™ Pro fluorescent imager, PMT Voltage Medium Sample Intensity.

1D GEL - 比较



Ruby Gel Stain on a 1D gel. Two-fold dilution series of Precision Plus Protein™ Unstained Bio-Rad marker, separated on a Bio-Rad Mini PROTEAN® TGX™ 12%. Lane 9 is approximately 0.4 ng.

产品	cat #	体积	Cat #
RUBY GEL STAIN	PRTD066,0050	50 mL A + 100 mL B	
	PRTD066,0250	250 mL A + 500 mL B	

www.cyanagen.com

欲了解更多染料和细节, 请浏览www.cyanagen.com。

www.cyanagen.com

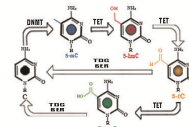
RUBY GEL STAIN

RUBY GEL STAIN



艾德科技（北京）有限公司
A&D Technology Corporation

A&D, Lab Good Partners !



地址: 北京市昌平区中关村生命科学园路东60米
电话: 010-52406250/57225208
技术电话: 18911529660 技术QQ: 1951545998

网址: www.aderr.com E-MAIL: tech@aderr.com

